


Greater Mankato

2014-15 Economic Highlights

greatermankato.com

Most Affordable College Town in Minnesota



12.4%

Per Capita Personal Income Growth Rate - from 2010-13, BEA Data

104 New Building & Renovation Projects

\$330+ million in total project investments

3rd on Forbes

2014 list of Best Small Places for Business and Careers

3.8%

Job Growth Rate in 2014 - CES Data



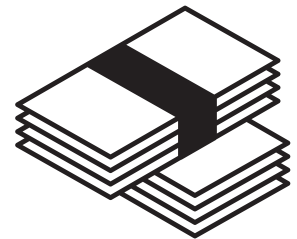
Job numbers surpassed all records for the MSA and outpaced both the state of MN and U.S. growth rates

+2,000 new jobs in the MSA from 2013-2014



5th

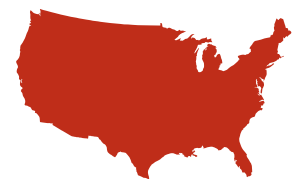
Lowest Cost of Doing Business in the upper midwest



Low Cost of doing business - 11% below the national average



Level 1 Primary Retail Trade Center



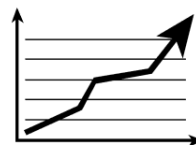
8th

in the nation for work life balance



#1

GDP growth rate in the state of MN



3rd in the nation for affordable health care