

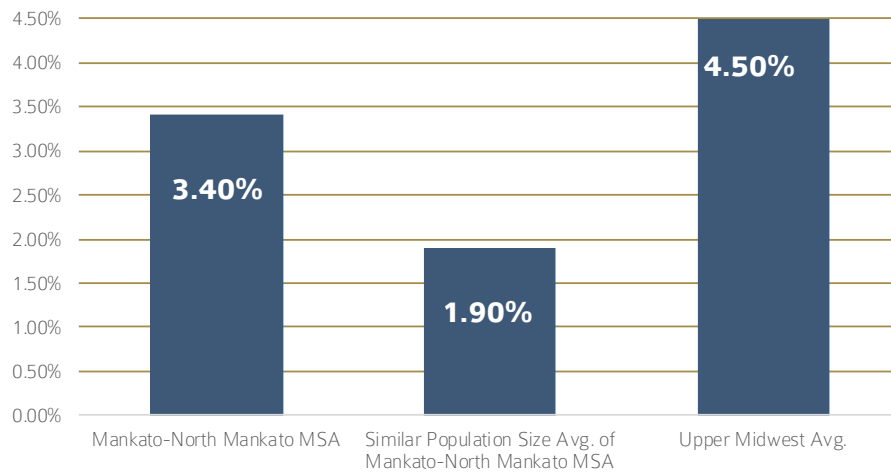
# EXECUTIVE REPORT OF GREATER MANKATO WORKFORCE MANKATO-NORTH MANKATO MSA

## CHARACTERISTICS OF THE WORKFORCE

### Population Growth over the last six years

| 2010-2011 | 2011-2012 | 2012-2013 | 2013-2014 | 2014-2015 | 2015-2016 |
|-----------|-----------|-----------|-----------|-----------|-----------|
| 0.49%     | 0.71%     | -0.19%    | 0.93%     | 0.46%     | 0.84%     |

population 2010-2016 percent change

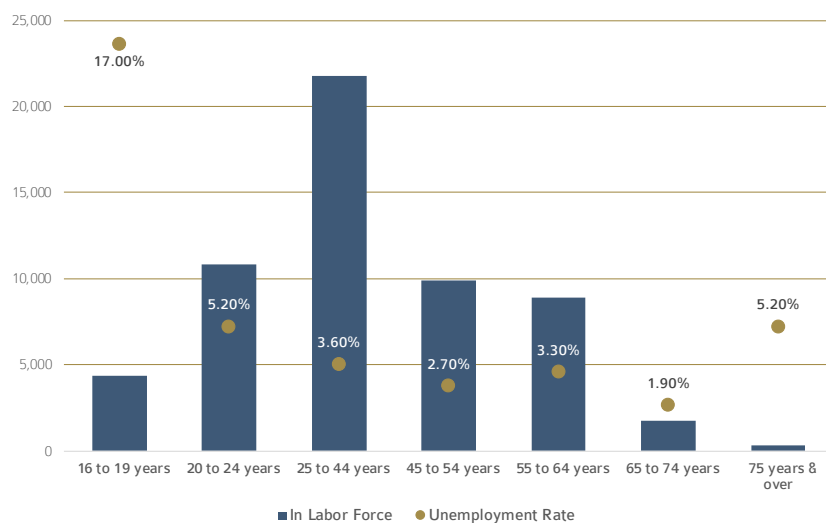


This report was compiled for Greater Mankato Growth's Talent Initiative in cooperation with Region Nine Development Commission. It serves as a snapshot in time of the workforce characteristics of the Greater Mankato area (Blue Earth & Nicollet Counties). The most current data available from federal, state and private sources were utilized.

# 100,016

2016 MSA Population

### Employment Characteristics labor force by age

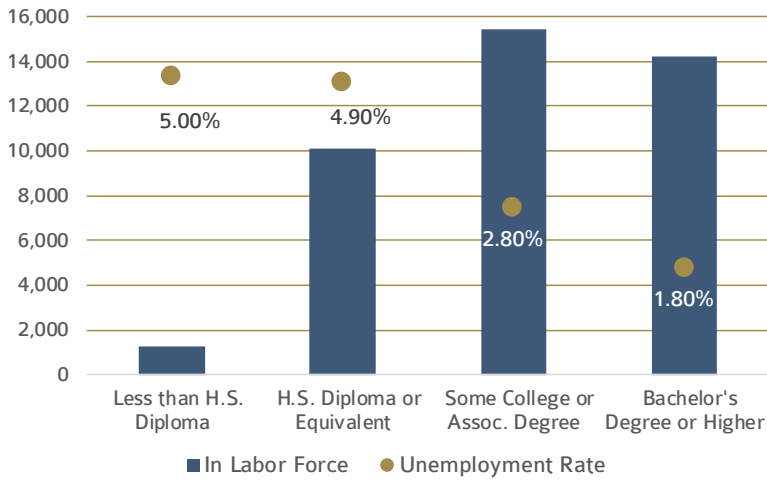


| Race & Origin                    | Count  | Unempl. Rate |
|----------------------------------|--------|--------------|
| White:                           | 54,359 | 4.2%         |
| Hispanic or Latino:              | 1,773  | 9.8%         |
| Black or African American:       | 1,343  | 17.8%        |
| Asian or Other Pac. Islanders:   | 975    | 7.3%         |
| American Indian & Alaska Native: | 181    | 16.1%        |

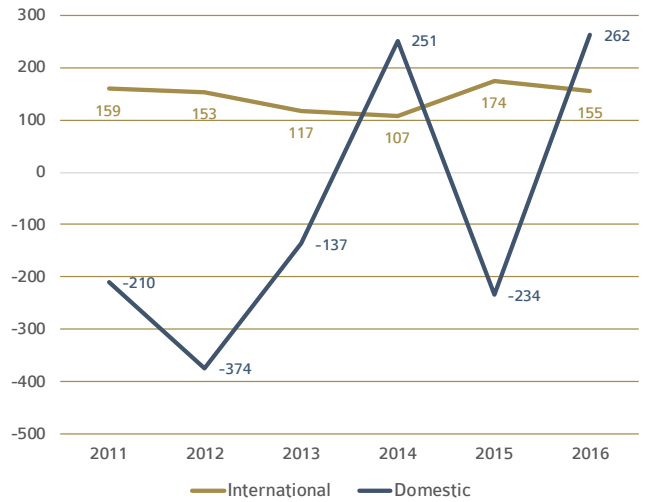
# 35.8%

Prime Working Age (25 - 54)

### Employment Characteristics by education: population, 25 to 64 years



### Annual Net Migration



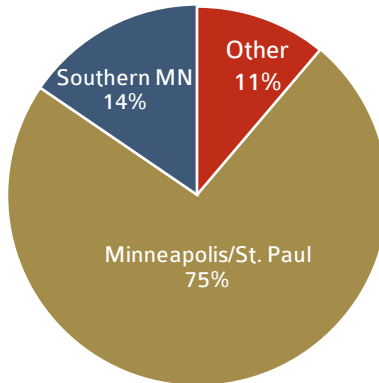
### College Graduate Destinations After College

**WORKFORCE SUPPLY AND DEMAND**

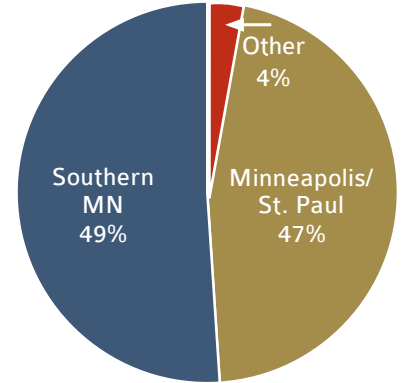


for the highest percentage of college-age residents out of 382 MSAs in the nation

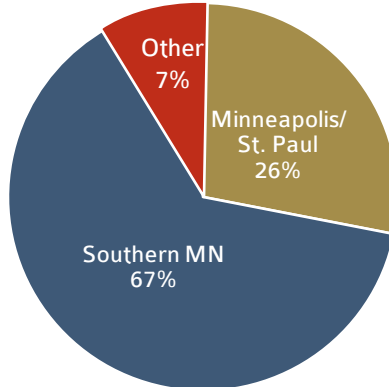
#### Gustavus Adolphus College



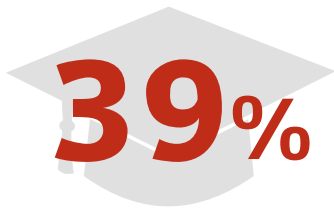
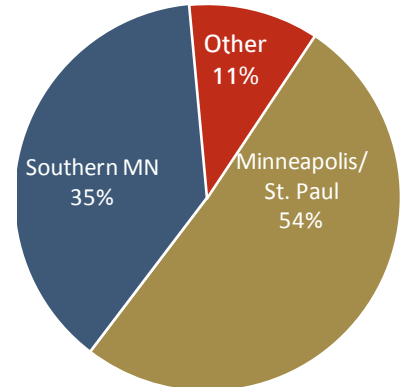
#### Bethany Lutheran College



#### South Central College

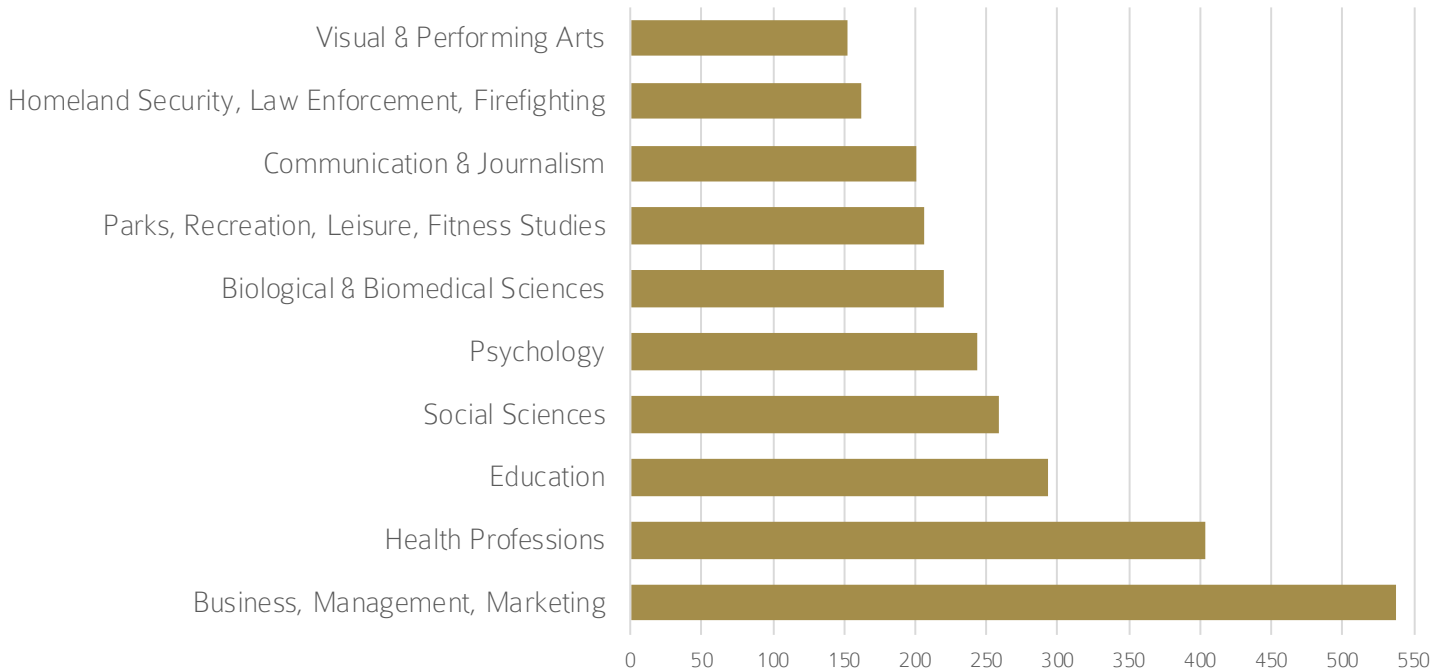


#### Minnesota State University, Mankato



remain working in southern Minnesota after 24 months post-graduation

## Top Ten Secondary Four Year Awards



## 2015 Median Earnings in the Past 12 Months for Population 25+



### Graduate or Professional Degree

Blue Earth County: \$60,301  
Nicollet County: \$56,297

### Bachelor's Degree

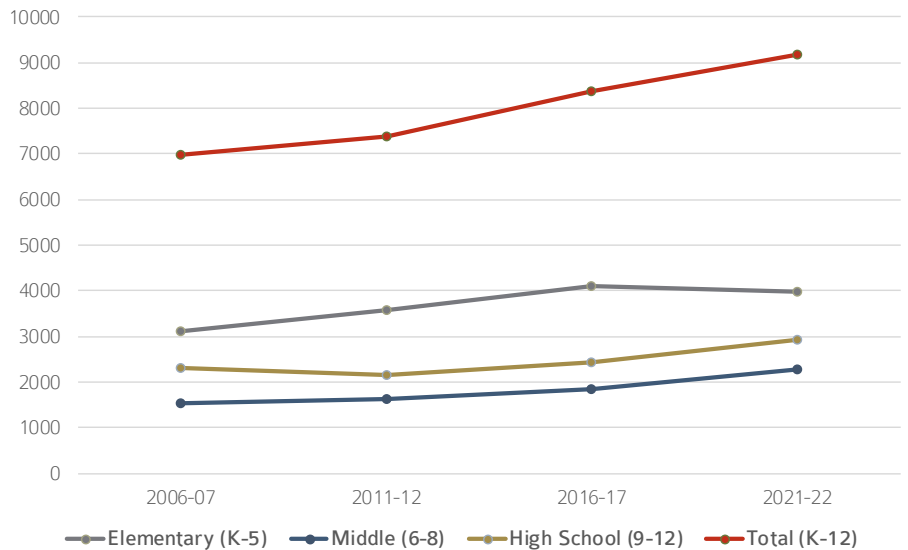
Blue Earth County: \$42,300  
Nicollet County: \$48,297

### High School or Equivalent

Blue Earth County: \$30,169  
Nicollet County: \$31,227

## K-12 Enrollments


these numbers represent the October 1 enrollment



## 2016 Total Labor Force: 59,808


57,963 employed - 1,845 unemployed

Historically, Mankato-North Mankato MSA's unemployment rate has been lower than the state average.



**3.1%** 2016 Unemployment Rate

## Inflow and Outflow of MSA's Workforce



## Mankato-North Mankato MSA Industry Breakdown

| Industry                                 | Employers    | Jobs          |
|--|--------------|---------------|
| Health Care & Social Assistance          | 301          | 10,948        |
| Manufacturing                            | 143          | 7,611         |
| Retail Trade                             | 365          | 7,060         |
| Educational Services                     | 39           | 4,550         |
| Accommodation & Food Service             | 201          | 4,447         |
| Construction                             | 274          | 2,114         |
| Wholesale Trade                          | 132          | 2,098         |
| Public Administration                    | 100          | 2,092         |
| Transportation & Warehousing             | 113          | 1,894         |
| Professional & Technical Services        | 166          | 1,723         |
| Other Services                           | 216          | 1,711         |
| Admin Support & Waste Management         | 103          | 1,625         |
| Information                              | 37           | 1,395         |
| Finance & Insurance                      | 166          | 1,171         |
| Arts, Entertainment & Recreation         | 46           | 639           |
| Real Estate & Rental & Leasing           | 90           | 609           |
| Management of Companies                  | 16           | 586           |
| Agriculture, Forestry, Fishing & Hunting | 50           | 523           |
| Utilities                                | 9            | 195           |
| Misc.                                    | 32           | 781           |
| <b>Total, All Industries</b>             | <b>2,599</b> | <b>53,772</b> |

INDUSTRY INFORMATION

**\$16.73**  
median hourly wage  
in Mankato-North Mankato

**\$18.88**  
median hourly wage  
in the State of Minnesota

**6.9%** population  
growth rate  
by 2030

### Top Three Losses by 2024

Office & Administrative Support  
Management  
Education, Training, & Library

### Top Three Gains by 2024

Personal Care & Service  
Healthcare Support  
Installation, Maintenance & Repair

For a complete list of sources and additional resources, visit [katotalent.com](http://katotalent.com).

This report was compiled by Greater Mankato Growth and Region Nine Development Commission.